

PROFILE OF OUR SCHOOL

School Profile – Sept 2016

Teaching staff – 54 (19 Male/35 Female)

Learning Managers - 2 (2 Female)

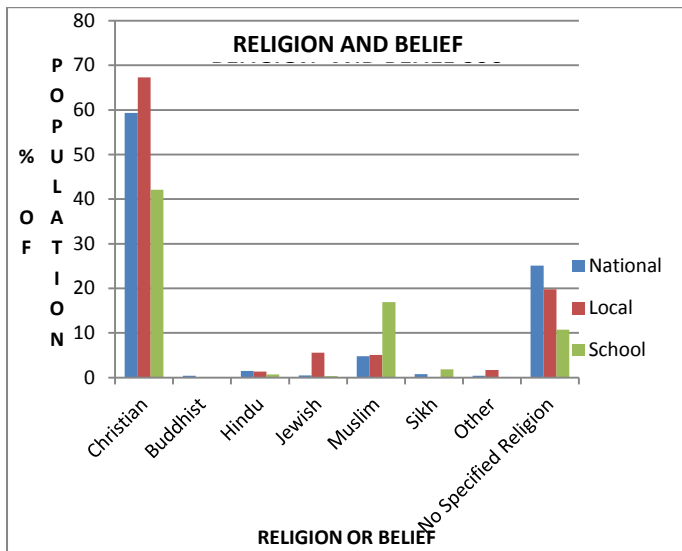
Inclusion Manager – 1 (1 Female)

Learning Support – 5 Team Leaders (5 Female), 16 Learning Support Assistants (15 Female, 1 Male),

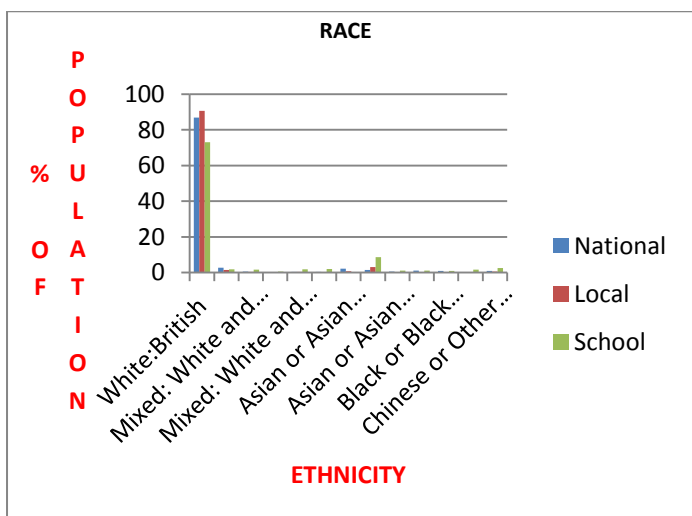
Other Support staff – 15 (6 Male, 9 Female)

Governors – 20 (13 Male, 7 Female)

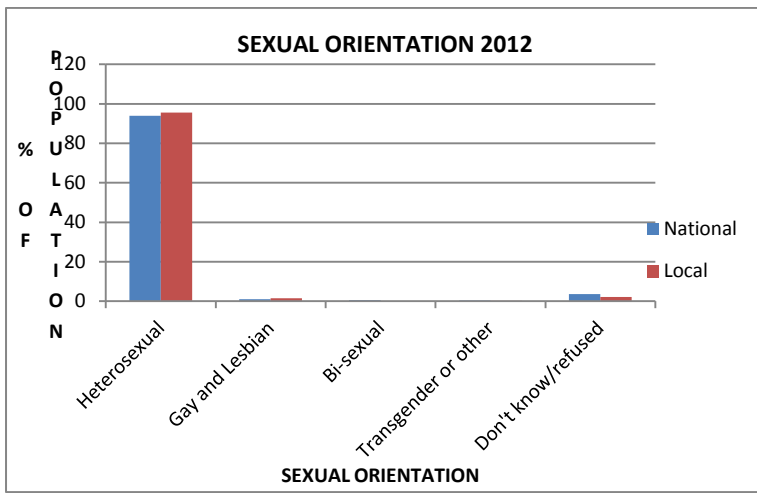
Pupil Profile – April 2016



RELIGION AND BELIEF	National	Local	School
Christian	59.3	67.3	42.08
Buddhist	0.4	0.14	0.11
Hindu	1.5	1.37	0.68
Jewish	0.5	5.6	0.34
Muslim	4.8	5.1	16.88
Sikh	0.8	0.15	1.82
Other	0.4	1.7	0.11
No Specified Religion	25.1	19.8	10.72

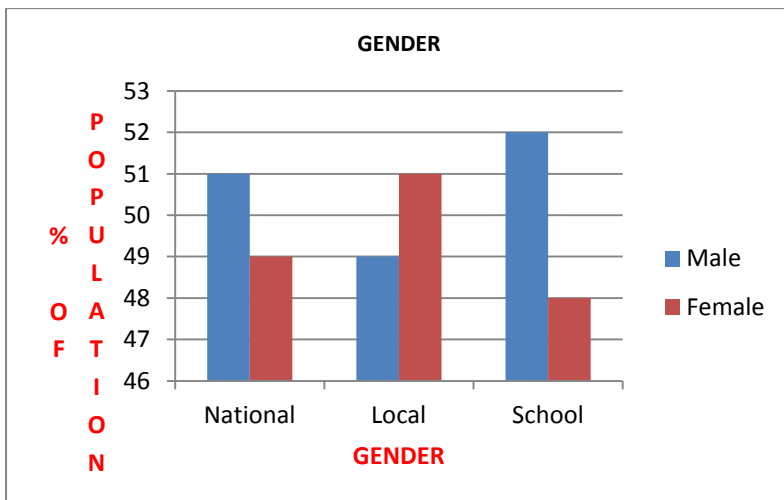


ETHNICITY	National	Local	School
White:British	70.4	92.2	66.9
Other white	5.1	2.1	5.1
Mixed: White and Black Caribbean	1.4	1.2	2.4
Mixed: White and Black African	0.6	0.6	0.6
Mixed: White and Asian	1.1	0.4	1.1
Mixed: Other mixed	1.8	0.6	1.8
Asian or Asian British: Indian	2.7	1.5	3.3
Asian or Asian British: Pakistani	4.1	2.7	12.1
Asian or Asian British: Other Asian	1.7	0.7	2.2
Black or Black British: Caribbean	1.3	0.4	0.9
Black or Black British: African	3.5	0.8	1.5
Black or Black British: Other Black	0.7	0.06	0.9
Chinese or Other Ethnic Group	2	0.7	3

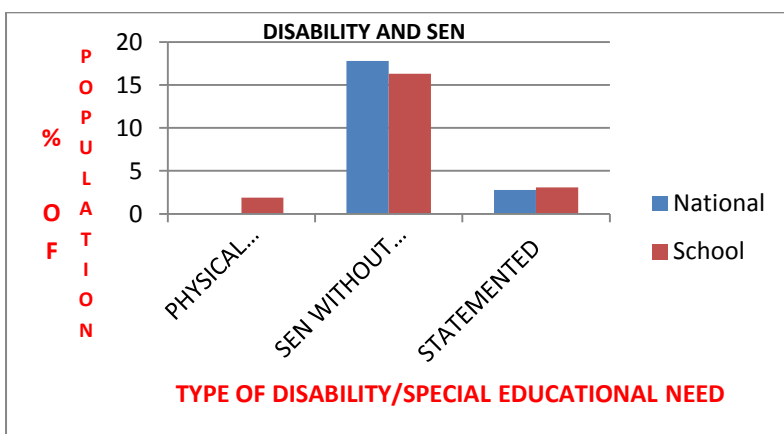


SEXUAL ORIENTATION	National	Local
Heterosexual	93.5	93.1
Gay and Lesbian	1.1	1.1
Bi-sexual	0.4	0.3
Transgender or other	0.3	0.3
Don't know/refused	4.7	1.1

The school does not have information whether any of the pupils on roll identified as Lesbian, Gay, Bisexual or Transgender as the question has never been asked. The school will seek further advice and guidance from local and national specialists on how and when to ask pupils this question and how to use the data sensitively when collected.



Gender	National	Local	School
Male	51	49	52
Female	49	51	48



SEN AND DISABILITY	National	School
PHYSICAL DISABILITY		1.89
SEN WITHOUT STATEMENTS	17.8	16.29
STATEMENTED	2.8	3.07